


Steering wheel control interface installation kit for:

# FIAT

Model: 500 2007>2015; Giulietta >2014; Grande Punto 2005>;

Kit content: SWC CANBUS interface  
wiring harness  
radio adapter (\*) if included


Customer code:



## INSTALLATION MANUAL

All installation work must be performed by a qualified professional installer only.  
The manufacturer / dealer is not liable for any kind of incidental or indirect damages.  
04/2016 ALL RIGHTS RESERVED. Technical changes possible. No liability for misprints.

All installation work must be performed by a qualified professional installer only.  
The manufacturer / dealer is not liable for any kind of incidental or indirect damages.  
04/2016 ALL RIGHTS RESERVED. Technical changes possible. No liability for misprints.



# **ATTENTION!**


**In order to prevent ESD damage, the WHEEL REMOTE JACK must be connected before plugging in the connectors on car side.**

## **Connect cables to the radio side as follow:**

- 1- to ISO CONNECTORS (black and red housings)
- 2- to WIRED REMOTE SOCKET (NOTE: do not connect to microphone socket)

## **Connect cables to the car side as follow:**

- 3- to CAR CONNECTOR
- 4- to SERVICES (if required); functions are marked on the wires:
  - Green - Parking
  - Violet/White - Reverse
  - Pink - Speed



The steering wheel buttons perform the following functions (if supported by the radio):

- 1- Mute
- 2- Volume +
- 3- Volume -
- 4- Seek up
- 5- Seek down
- 6- Short press> Accept incoming call  
Long press> Reject incoming call
- 7- Source

cut along the dotted line - copy for the vehicle owner